



CENTRAL ARIZONA MODEL RAILROAD CLUB NEWSLETTER

Volume 21 Issue 4 April 2023

Website: www.camrrc.com

facebook: www.facebook.com/groups/409718243722049



MEETING REFRESHMENT SCHEDULE

Just a reminder to the 50/50 winners from last month's meeting need to arrange the refreshments for the upcoming April 12th meeting. This month that falls to *Tom Dix* and *Marvelous Marv*. Thank you gentlemen in advance.

SCHEDULE EVENTS

CAMRRC regular meetings are held on the second Wednesday of the month. They feature tables where you are welcome to bring items for sale. Most months feature a program. Doors open at 6:00 pm for socializing and swapping and the meeting starts at 7:00 pm. Meetings are held at the Prescott Meals on Wheels hall located at Simmons Community Center, 1280 E. Rosser St. Prescott AZ. Rosser is right off of SR89.



~~~~Check in back of newsletter for flyers~~~~

APRIL 12 - CAMRRC meeting at the Prescott Meals on Wheels hall.

APRIL 29 - North End Open House Layout tours

MAY 20 - Kingman Railroad Museum model train show. Kingman AZ

JUNE 10 - Chartered steam train Williams to Grand Canyon AZ

JULY 29 - Beat the Heat train show at Embry-Riddle Aeronautical University

SEPT 28-OCT 1 - Iron Horse Symposium at Nevada Northern RW Ely, NV

# CENTRAL ARIZONA MODEL RAILROAD CLUB NEWSLETTER

APRIL 2023



## PRESIDENTS MESSAGE

BY BOB NORTHINGTON

Well April is here and it's time for the North End Layout Tour! April 29th is the date, and it looks to be a great day of model trains! A whopping eight layouts will be featured hosted by Jim Patterson, Donn Pease, Hank Morris, Peter Atonna, Peter Hartmann, Tom McColloch, Walt Bouman and Lou Cappadona. Should be a great day to view some beautiful model railroads!

The club's new modular layout is coming along, Hank Morris has been hosting several workdays with quite a number a club members showing up to help!



This coming Wednesday evening will be a special one to learn about how our club started from two of our original members, Bob Pratt and Anthony Piscitelli. Hope you can join us for what should be a very informative night!

# CENTRAL ARIZONA MODEL RAILROAD CLUB NEWSLETTER

APRIL 2023



## TIME FOR DUES

BY MIKE GUINN

Don't forget its dues time! Many of you have already sent me your checks and I have marked you as paid.

If you have not paid your dues, they were due on March 31, 2023 and you can be dropped from the active membership list and will not receive emails or notifications about club activities. You may pay by one of two means: Please make your check for \$30 payable to: CAMRRC

You may pay in person at a club meeting or mail your check to:

Mike Guinn  
3192 W Spyglass Hill  
Williams, AZ 86046

### OR

You may pay by Credit Card or Paypal.

[CLICK THIS LINK](#) to use our online form.  
\$1.50 will be added to cover the Paypal fees.

Thanks,  
Mike Guinn, Club Secretary

## WELCOME NEW MEMBERS

The Board would like to welcome the following new members to our club.

Welcome Earl Grebing. Earl lives up in Williams. Earl models in G scale and has an operating layout outside built into a sloping hillside with some impressive trestles. His railroad is open to visitors so long as there is not a foot of snow on the ground.

Welcome Martin Collins. Martin lives in Prescott. Martin models in HO scale and is currently working on his layout. His interests include: kit building, kit bashing, structures, diesel locos, freight operation, benchwork and track work. He also specializes in decoder installation.

Welcome Ken Simpkins. Ken lives in Prescott where he is currently constructing an N scale layout. His interests include diesel locomotives, freight operation, bench work and track work.



# CENTRAL ARIZONA MODEL RAILROAD CLUB

## NEWSLETTER

APRIL 2023



## CAMRRC BOARD OF DIRECTORS MEETING MARCH 8TH

### BY MIKE GUINN

Meeting called to order at 6:01 PM by President Bob Northington

**Members Present:** Bob Northington, Tom McColloch, Allan Steves, Hank Morris, Dennis Egan, Fred Williams, Mike Guinn

#### Old Business:

- [Treasurer's Report](#) ~ Fred Williams gave an overview of the Treasurer's Reports and submitted a copy to the secretary. Income over the past month of just over \$1000 from dues and Beat the Heat vendors. Discussion of member donations being used to complete the modular layout.
- [Website](#) ~ Website has been brought over to new host, WordPress. Provides new online support. Subscription for this year is \$300, this includes transferring over the Domain name. Next year charges will be \$108. Website is up and running and all forms are sending to the correct board members.
- [Membership Status](#) ~ Secretary reported that all but 20 current members have renewed their membership. Reminder to general meeting that the "Members" side of the website will have its password changed at the end of March so that only current members have access.
- [Portable Layout](#) ~ Hank Morris reported that the four corner modules are constructed along with two 8' straight sections and two 6' straight sections. A volunteer paint crew is to meet the following Sunday to paint the modules. Hank presented track plans to replicate some original trackwork found in Prescott. There is also the possibility of displaying the modular layout in a city building in the future.
- [Additional Club Activities](#) ~ Talk continued about adding additional club activities and different speakers to the general club meetings. Some ideas discussed: railroad worker's talk, Lionel or company representative talk, GCRy shop tour, Camp Navajo visit, combined club events such as multiple train clubs or our club plus a different club like a car club.



# CENTRAL ARIZONA MODEL RAILROAD CLUB NEWSLETTER

APRIL 2023



## New Business:

- **Future Presentation** ~ Bob Northington has spoken to Anthony about presenting a club history talk at a future meeting. Bob asked that the board work on a list of questions and topics to add to the discussion.
- **Club Picnic** ~ Dennis Egan confirmed the plan to have a club picnic at McCormick Stillman RR park in Scottsdale on May 12th. Club members would bring their own lunches. Dennis to conduct an informal show of hands during the meeting to gauge interest.
- **Prescott Resort** ~An agreement has been reached with the Prescott Resort to return there for our December show. Cost would be about \$200, however, members would now be allowed in the afternoon before for setup. Date is set as December 1st.

Meeting adjourned at 6:47 PM.

MINUTES APPROVED: \_\_\_\_\_ Club President Bob Northington

## CAMRRC RETURNING TO PRESCOTT RESORT

### [CAMRRC to Help Prescott Kickoff the Christmas Season](#)

Allan Steves

After a one year hiatus, CAMRRC is returning to the Prescott Resort on Saturday December 2nd as part of the Prescott Christmas celebration kickoff. We will again be in the conference room next to where the 31st annual Gingerbread Village display will be located. We will be able to set up our displays and layouts in the afternoon of Friday the 1st and then we will be open to the public on Saturday the 2nd.

While making arrangements with the Prescott Resort, they asked the Club to help them out with maintenance of their train that transitions amongst the gingerbread displays. Richie Scanapico volunteered to help out and has already started to overhaul the Resorts 3 locomotives and railcars as well as cleaning all the track.

Stay tuned for more information as time gets closer. If there are any questions please contact Allan Steves at 480.282.2594 or [allansteves@gmail.com](mailto:allansteves@gmail.com).

# CENTRAL ARIZONA MODEL RAILROAD CLUB NEWSLETTER

APRIL 2023



## EDITOR'S NOTE

Some articles published here in the CAMRRC Newsletter have been previously published in the IPMS Orange County CA Newsletter. They have been re-printed here with full permissions from the author's.

## CELEBRITY MODEL RAILROADERS

Have you ever wondered if there were any famous celebrities that have model railroad layouts or that collect train related items? Look no further as Steve Toth has sent in a couple of links to those celebs and a description of their layouts or collection.

<https://railwaytraveller.com/inspiration/celebrity-tips/the-unlikely-celebrities-who-are-huge-model-train-hobbyists>

<https://thediecastmodel.com/famous-model-railroaders/>



# CENTRAL ARIZONA MODEL RAILROAD CLUB NEWSLETTER

APRIL 2023



## Beat the Heat Update

Anyone wishing to reserve tables may use the attached reservation form and mail with a check to the address on the form. **OR** you may reserve and pay with PayPal on the website. [CLICK HERE](#) to be taken directly to the reservation form.

This year we will have golf cart shuttles for our guests from the visitor parking lots to the main entrance of the venue.

More door prizes this year. We will be giving away cash every 30 minutes from 9:30am to 12:30pm. Every paid adult will receive one chance to win but you must be present to win.

New this year, we will have a special children's drawing for a new model trainset. Each child, 12 and under, when accompanied by their parents will receive a special ticket for the drawing. The lucky winner will be picked at 1pm and the winner will be contacted by phone or email so we can make arrangements to deliver the trainset.

There will be a Hot Dog cart, just outside the doors, serving a variety of dogs, chips and sodas. Credit Cards or cash. Also, there is at least 6 fast food restaurants within 5 minutes from the venue (if you can send one of your helpers to go get food.)

Again, this year, we will need lots of helpers, mostly for load in and loadout. The Boy Scouts should be back also.





**BEAT THE HEAT 2023**  
**VENDOR APPLICATION**  
Saturday, July 29, 2023

**Embry-Riddle Aeronautical University Event Center**  
**3700 Willow Creak Road**  
**Prescott, AZ (see attached maps)**

We only have 6 foot tables so please plan accordingly. The cost is still the same, \$30 for the first table and \$20 for each additional table. Large display items and shelving units CANNOT be placed in the public isles. If you need room for one small display/shelving unit (3 feet wide or less) please describe in the Special Request box at the bottom of the Vendor form. I will try to leave a gap between tables for you. If you have larger displays you will need to pay for table space but I will remove the table so you have room for your oversized displays. Again, please describe in the Special Request box at the bottom of the Vendor form. If you are only getting 1 table, please try to limit yourself to just one helper.

We have invited several clubs to bring their traveling train layouts.

There will be a Hot Dog cart, just outside the doors, serving a variety of dogs, chips and sodas. Credit Cards or cash. Also, there is at least 6 fast food restaurants within 5 minutes from the venue (if you can send one of your helpers to go get food.)

Include this form and your check for the total of tables.

Make check payable to CAMRRC and mail to:

CAMRRC  
Fred Williams  
PO Box 25138  
Prescott Valley AZ 86312

For more info, call Fred at 928-463-5163

-----  
NAME: \_\_\_\_\_

COMPLETE ADDRESS: \_\_\_\_\_

PHONE: \_\_\_\_\_ EMAIL: \_\_\_\_\_

# of 6 foot Tables \_\_\_\_\_ \$30 for the first & \$20 each for additional tables. Total \$ \_\_\_\_\_

Helper Names: \_\_\_\_\_  
\_\_\_\_\_

Special needs/requests:

# CLEMENCEAU HERITAGE MUSEUM

## COTTONWOOD AZ

### BY FRED WILLIAMS

Fred Williams and Mard Roudybush recently visited the Clemenceau Heritage Museum in Cottonwood. It's located in an old school on Mingus Ave just off 89a.



The Clemenceau Museum's Model Train Room, a ~15 x 15 foot HO scale, is a moving history lesson and a model railroader's dream come true. A passion for trains has attracted a group of committed railroad buffs who've come from across America and from all walks of life to form the Museum's Railroad Committee. Together, they've recreated the heyday of the rails in the Verde Valley and keep the trains running on schedule.



At the height of mining, smelting and cattle ranching, nine railroads served the Verde Valley. Miles of track crisscrossed the valley, connecting mines to smelters in Clarkdale and Clemenceau and from the smelters to markets across the nation.



# CLEMENCEAU HERITAGE MUSEUM

The diorama has been completely built from scratch, using old photographs of landscape, buildings and equipment to make it as authentic as possible. It includes Jerome, Jerome Junction (now Chino Valley), Clarkdale, Hopewell Junction, Clemenceau, "Old Town" Cottonwood, and the surrounding ranches.



Attention to detail enhances the diorama, making it great fun to study. Housewives hang out laundry, men work forklifts and take lunch breaks, playing checkers outside a machine shop, a man peeps from a manhole in Clarkdale, pack mules wend their way along a hillside and vintage autos and trucks dot the roads.



# CLEMENCEAU HERITAGE MUSEUM



Old Clarkdale



Old Cottonwood



# CLEMENCEAU HERITAGE MUSEUM



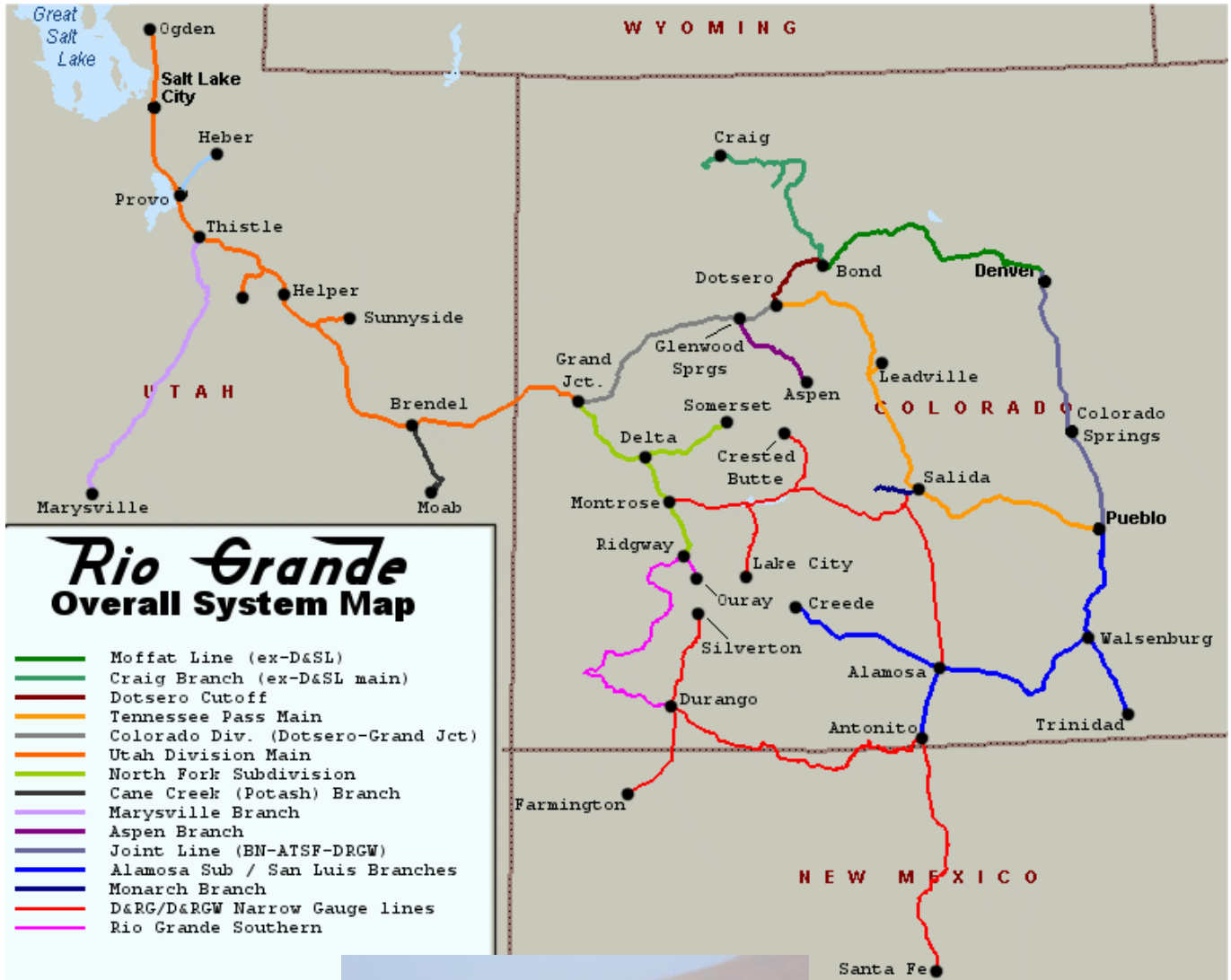
Recent work on the diorama includes rebuilding Jerome's hillside to make it more realistic, adding the Phoenix Cement Plant in Clarkdale and Main Street in Old Town Cottonwood.



Fred Williams  
CAMRRC  
Treasurer

# RIO GRANDE OVERALL SYSTEM MAP

Thought you might like to see this system map. Makes it very easy to see what is going on with the color coding of the different branch lines. The Alamosa to Antonito branch is where the “End of standard gauge” sign is posted about halfway down on that line.






# THUNDER MESA STUDIOS — JEROME ARIZONA

BY TERRY HUBER

On Saturday March 1<sup>st</sup> we took a trip up to the Thunder Mesa Studios in Jerome AZ a mere 45 minutes from the house here in PV. My fellow traveling scale modeler Mark Glidden and I made the trek up Mingus Mountain and into Jerome. Our first stop was at the Haunted Hamburger there on Clark St. for lunch. Different kinds of faire but the burgers of course were great, also try the Jalapeno coleslaw.

After lunch we headed over to Hampshire Avenue and the old Jerome High School, now called the Jerome Art Center where the Thunder Mesa Mining Company model railroad is housed. Dave Meek has created this freelance desert model railroad based on On30 scale. They are open on the first Saturday of the month with free admission. Next open house would be in May however the May 6<sup>th</sup> Saturday date the studio will be closed. Check the website for details in June.

<https://thundermesa.studio/>





# THUNDER MESA STUDIOS — JEROME AZ





# THUNDER MESA STUDIOS — JEROME AZ





# THUNDER MESA STUDIOS — JEROME AZ





# THUNDER MESA STUDIOS — JEROME AZ





# THUNDER MESA STUDIOS — JEROME AZ





# THUNDER MESA STUDIOS — JEROME AZ





# HO SCALE STRUCTURES


## REPLACING KIT SUPPLIED

### WINDOWS USING

### CRAFT PLASTIC

#### BY TERRY HUBER

At one time a few years ago, I decided to build some structures for my AFX HO scale electric racing layout. I decided to have a race control tower as a prominent structure. I came across the Kibri HO scale Stellwerk Geislingen railroad intersect control tower kit. This, I thought, could be converted to a fictitious race Control Tower somewhere in southern Bavaria at the Alpine Raceway. This article will focus on the replacement of the kit supplied window frame with sheet “glass” planes within the tower window structure.



As received the kit window frame was not packaged separately and so a lot of scratches were present, the packaging is late 80's style without protection. A few attempts with Tamiya polish did help, but my vision was for crystal clear windows.

At this point I decided to replace all of this junk with some clear styrene or acetate windows cut and glued into place within the window frame in five sections.



# CRAFT PLASTIC

My usual source is Evergreen Plastics or Plastruct which recently was sold and moved to De Plaines IL believe it or not is still in business.

I did not find what I was looking for with these usual sources so....I wanted to make sure that all my hard work on converting the control tower deck with the scratch built laptop and Microsoft tablet computers and personnel would not go unnoticed. I added Preiser and Woodland Scenics HO scale figures along with the requisite Female German Police officer from Preiser. Here the tower platform assembled onto the deck before the roof and window framing is installed



Since the two usual suppliers did not have what I was looking for, I then came across *Craft Plastic* on Amazon. This one the .020" thick version. They also have .015" and .010" thick as well. The .020" for HO scale seemed about right for this project.





## CRAFT PLASTIC

This plastic *IS* crystal clear with a double layer of Nitto tape (common reference to that tape on your new TV, and used as a solder mask on PCB) Great to work with as you cut your window section to shape, then remove tape before glue.

Below is the kit supplied window frame and roof with the windows, which have already been installed, before mounting to the tower.

The primary decision for the mounting of the windows is what glue to use for this plastic. Being possibly styrene based, the usual Super Glue fog will appear when you have to glue so close to the frame. I decided to test a clear plastic piece with the Tamiya orange glue.



There were no noticeable issues using the Tamiya Orange glue with fogging or ghosting of the clear plastic. Moving forward here. Install each cut plastic panel into the

window frame one-by-one. Use the smallest amount of glue here in the corners and mid-frame so you don't splooge onto the window itself from too much glue.

# CRAFT PLASTIC



Be careful, go easy, and don't overdo the glue so it does not show.

Below. Just a quick shot here of the LED lighting inside the deck ceiling before gluing the top shut. I painted the ceiling of the tower a bright white to hopefully reflect the LED lighting down. I think it did help.



Tower window deck installed here below.





# CRAFT PLASTIC



Of course once I finished the tower I was thinking of other uses for this Craft Plastic. Besides the usual HO subjects wherever there are flat windows to replace this would be great. Such as the windows on this Tamiya 1/35 German Truck or the MiniArt 1/35 Early European Tramcar windows. Another plus is it appears you can get quite a bend in the plastic before any physical damage to it. You could glue one corner down of a curved window, and then glue the other end the next day. Give it a go Mates!

~END~





# BURLINGTON NORTHERN SANTA FE HERITAGE PAINT SCHEMES

**BNSF GE DASH 9-44CW**

**#999**



**Heritage 1**

**BNSF GE DASH 9-44CW #4140**



**Heritage 2**

**BNSF GE ES44C4 #6862**



**Heritage 3**



## FOR SALE    WANTED    TRADES    DISPOSAL

If you have any items for sale, items wanted, to trade or to dispose of or give away you can send me some photos with a brief description of the items and contact information for inclusion into this section of the newsletter. No prices will be listed as this is negotiated between seller and buyer.

FROM FRED WILLIAMS

Outstanding Lionel Postwar Train collection with some modern. I have many pictures of the items the man has but not all, it is an extensive collection. I'm aware these are highly desirable trains. I am selling these for a friend and I myself am acting as the middle man only to help the man out. Most of the trains are in Very good or excellent condition (Many Boxed). Have lots more pictures and please ask if you have questions or require more pictures to be sent to you. This is an all or nothing deal so do not ask for individual items. I will pass on offers to the gentleman so contact me at [Trainsfan@aol.com](mailto:Trainsfan@aol.com). The seller can meet at his home to finalize the sale (in Paradise Valley AZ). Cash only, sorry will not shipping.

LIONEL 2331 Virginian (Black roof)

Lionel Milw GP7 (2338)

Lionel 2360 Tuscan GG1 (Exec Stripes)

Lionel NYC 2344 ABA

Lionel 624 Switcher (Poor Box)

Lionel 6250 Seaboard Switcher

Lionel 2026 Steamer/Tender

Lionel 746J /Short stripe tender Boxes and Set box/Exec with Madison Hardware labels

Lionel 51 Navy Yard switcher (Boxed)

Lionel 53 Rio Grande Switcher (Reversed A) One window strut missing & 1 cracked

Lionel 6-18005 Hudson (BOXED)

Unrun/Boxed Lionel 6517 Caboose

Lionel 6017 Caboose

Lionel 6650 Rocket Launcher

Lionel 6414 car carrier w/4 cars

Lionel 2625/2627/2628 Irvingtons

Lionel 52 Fire Car

Lionel #50 Gang Car

Lionel 6560 Crane

Lionel 6012 Gondola (Boxed)

Lionel 3428 Post Office car  
Lionel 3444 Cop/Hobo with poor box)  
Lionel 3419 Flat w/Helio (Helio unbroken)  
Lionel 6519 Allis Chalmers Car  
Lionel 3830 Flat w/Sub (missing periscope)  
Lionel 3349 turbo Missile car (Orig turbo Missiles)  
Lionel 3509 (Have orig Satellite But still looking for car)  
Lionel 3927 Track Cleaning Car (looking for tanks)  
Lionel 3472 Oper Milk Car/stand  
Lionel 16368 Katy Liquid Oxy Car (Boxed)  
Lionel 2411 Flat Car (Need Load)  
Lionel 19250 WP Box car  
Lionel 6500 Flat Car (No Plane)  
Lionel 3356 Railway Express Car (no Corral, still looking)  
Lionel 3462 Milk Car with stand (Missing platform tray)  
Lionel 3656 Oper Cattle Car/corral/Cows (beat up box)  
Lionel 2531/2532/2533 Silver Pass Cars (Boxed)  
Lionel 2530 Small Door Baggage Car  
Lionel 19016/19017/19018 /19015 Irvington Cars (All Boxed)  
Lionel 6460 Crane (Boxed)  
Lionel 8578 NYC Track Ballast Car (BOXED)  
Lionel 3520 Search Lite Car (Missing Search lite)  
Lionel 2456 Hopper Car  
Multiple 6464 Box Cars (Mixed Post War and Modern Most Boxed) Multi Freight  
Cars/Cabooses  
Misc Accs:  
2 Lionel ZW Transformers  
Lionel 1033 Transformer  
KW Transformer for repair  
Lionel 260 Bumper (boxed)  
Lionel 145 Auto Gateman (Boxed)  
Lionel 256 Station  
Lionel 132 Passenger station  
Lionel Oil Derrick 455(Cans and sign gone, might still be in bottom of box)  
Lionel #30 Water Tower (Need Spout)  
Lionel Misc Crossing signals/gates  
Lionel 397 Coal Loader  
Lionel 2302 Crane  
Lionel 6-12759 Light Tower  
Lionel 125 Whistle Station

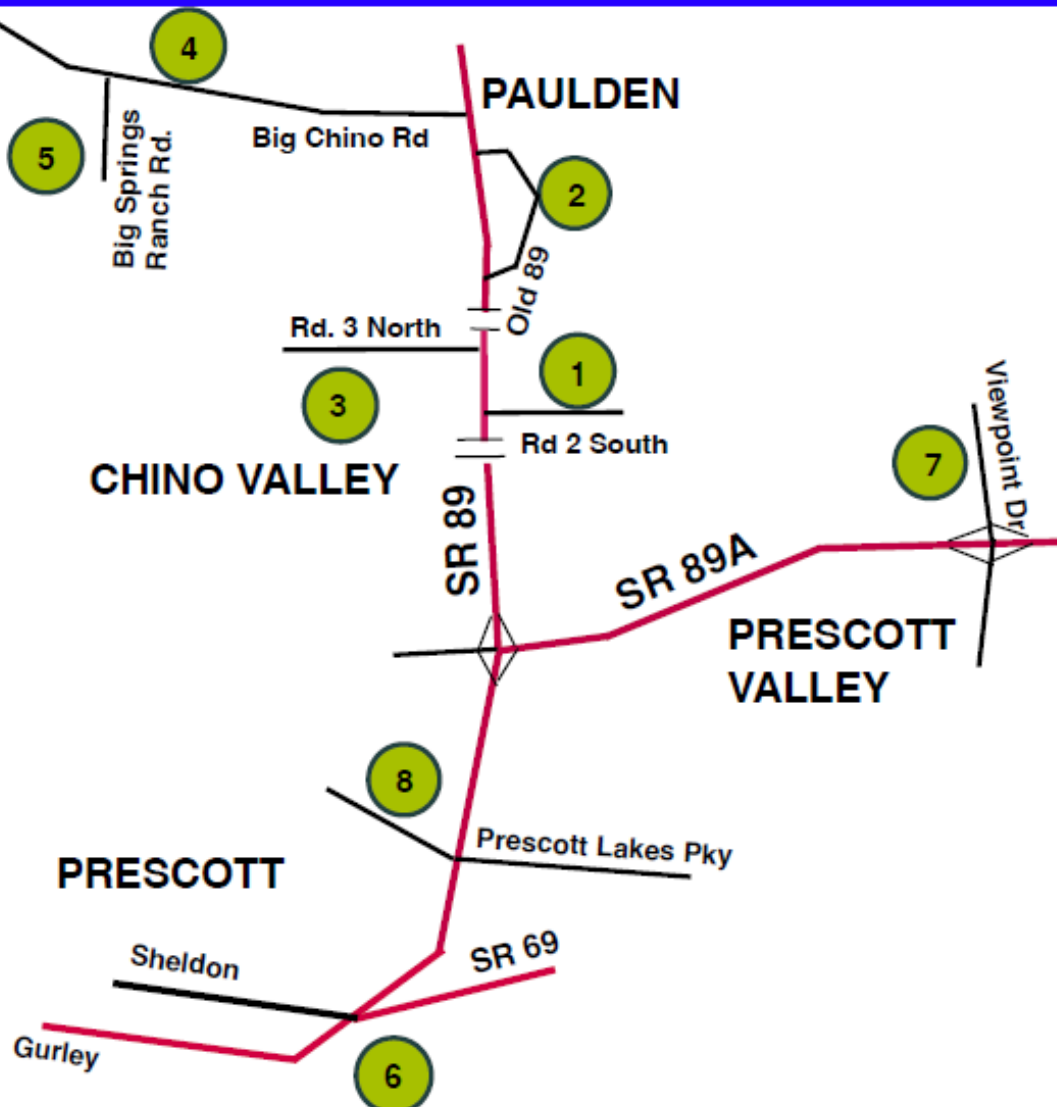


# UPCOMING EVENTS

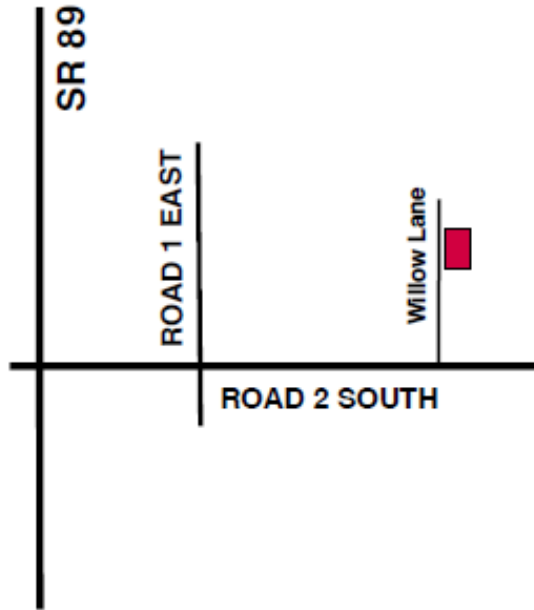
## CAMRRC NORTH END: LAYOUT OPEN HOUSES

April 29th, 2023 1 - 5 pm

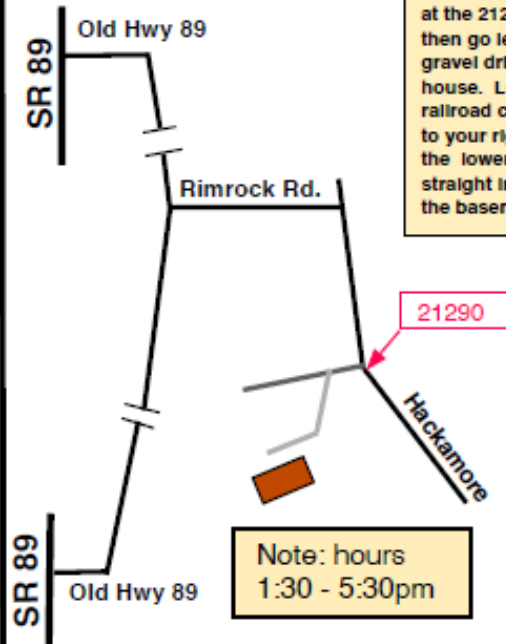
- 1: Jim Patterson - HO layout 15'x30' BNSF point to point mainline through old BN/NP trackage in North Dakota. App 150' main with branches, yards, industries and operating signals. Trains operating with buildings and scenery under way
- 2: Donn Pease - Large HO layout based on SP in Southeast Arizona with scenery well underway. Spectacular scenic backdrops
- 3: Hank Morris - New modular layout in progress on display in garage & HO freelanced version of the Pennsy around southwest Pennsylvania in the 50's-70's
- 4: Peter Atonna - Large, scened high rail O layout with large downtown scene. Martian Mine and subways - Upstairs postwar layout
- 5: Peter Hartmann - Combined G and O scale scened layout with detailed structures and humorous scenes
- 6: Tom McColloch - HO freelanced 1960's era railroad in 20 x 20 room. Trackage 100% complete, scenery 75% complete, DCC control
- 7: Walt Bouman - G gauge outdoor layout, 28x48'. 1940's to 1970's era. Running three trains, steam and diesel, with one point to point. Layout is 75% completed, approximately 440 feet of track, four sidings.
- 8: Lou Cappadona - O gauge, 12x4 table. 1951 Union Pacific freight and 2022 Santa Fe passenger Track 100%, Scenery 50 % done



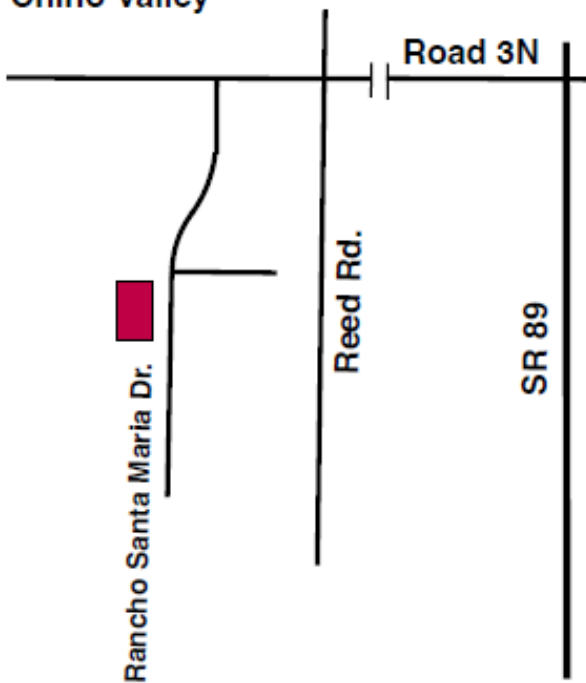
1. Jim Patterson  
715 Willow Lane  
Chino Valley



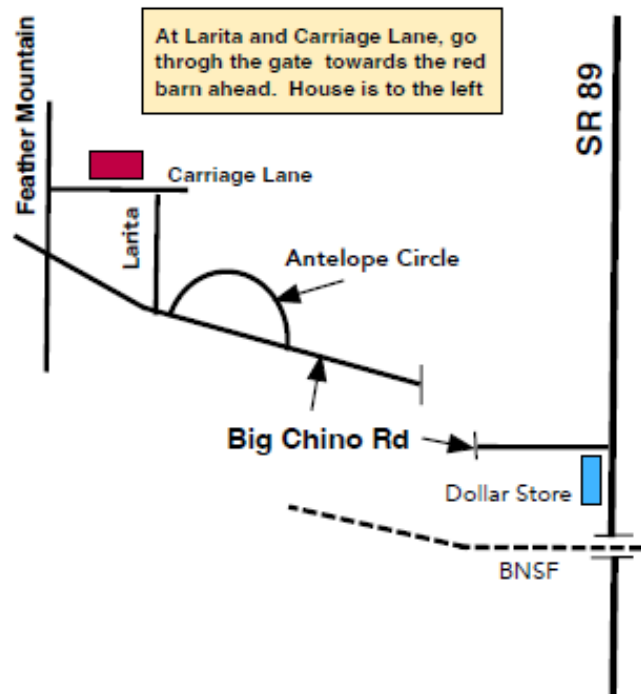
2. Donn Pease  
21290 N Hackamore Ln.  
Paulden



3. Hank Morris  
1720 Rancho Santa Maria, Dr  
Chino Valley



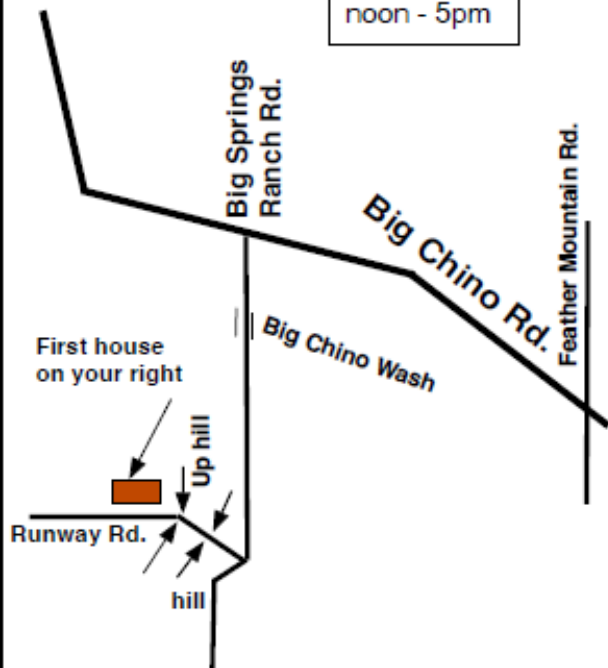
4. Peter Atonna  
25375 N. Feather Mountain Rd.  
Paulden



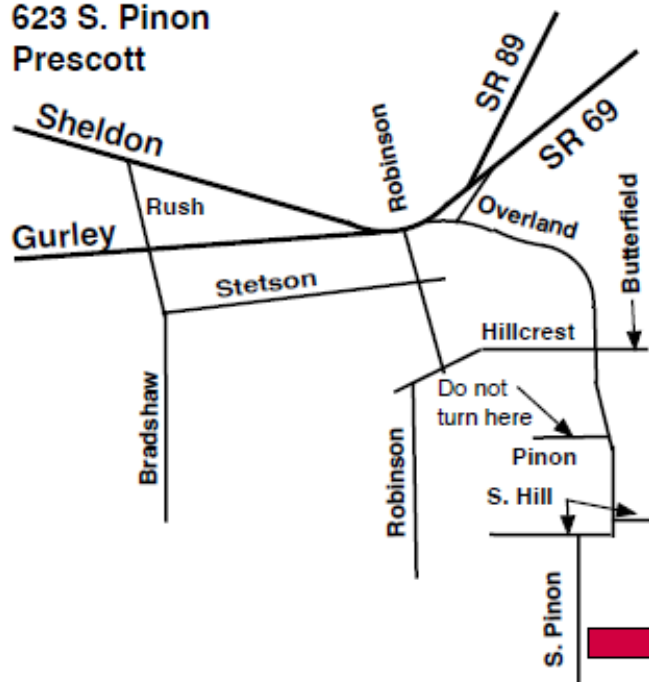


**5. Peter Hartmann**  
**3300 W. Runway Rd.**  
**Paulden**

Will be open  
 noon - 5pm



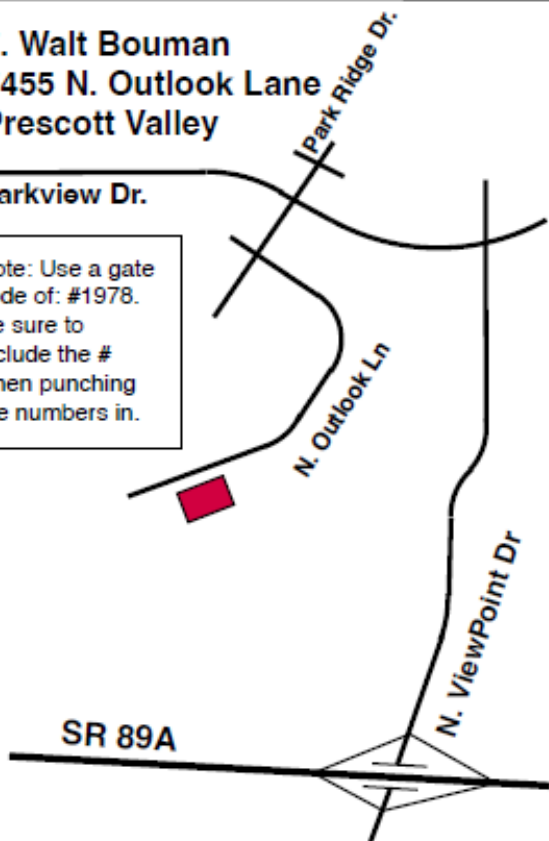
**6. Tom McColloch**  
**623 S. Pinon**  
**Prescott**



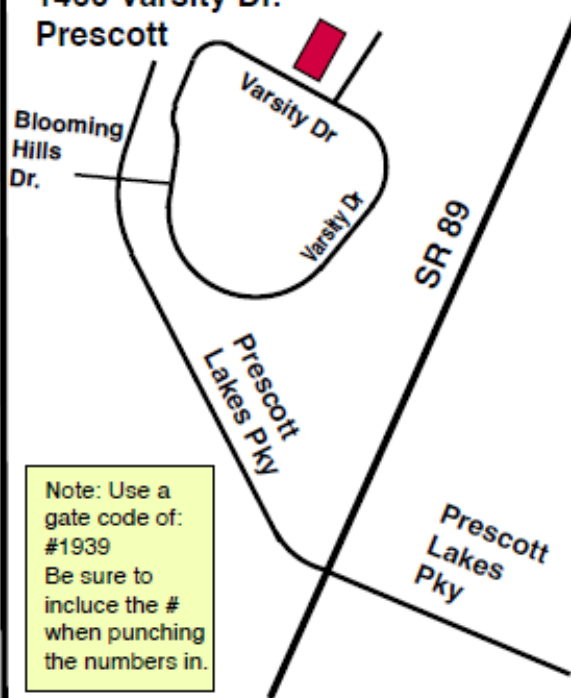
**7. Walt Bouman**  
**7455 N. Outlook Lane**  
**Prescott Valley**

Parkview Dr.

Note: Use a gate code of: #1978.  
 Be sure to include the # when punching the numbers in.



**8. Lou Cappadona**  
**1460 Varsity Dr.**  
**Prescott**



Note: Use a gate code of: #1939  
 Be sure to include the # when punching the numbers in.

**WELCOME TO THE KINGMAN  
RAILROAD MUSEUM'S 2nd ANNUAL  
MODEL TRAIN SHOW ON  
MAY 20, 2023 FROM 9am TO 2PM**

THERE WILL BE OPERATING LAYOUTS, RAFFLE PRIZES, FOOD  
& REFRESHMENTS AVAILABLE. FREE PARKING. VENDORS  
WILL BE SELLING NEW & USED MODEL TRAIN & HOBBY ITEMS



**ADULTS \$3.00 ADMISSION  
CHILDREN 12 AND UNDER ARE FREE**


IF YOU HAVE HOBBY ITEMS AND WOULD LIKE TO BE A  
VENDOR AND SELL AT THE SHOW COST IS \$10.00 PER  
TABLE. PLEASE CALL SPENCE FOR TABLE RESERVATIONS  
AT: 530-521-9241

THE TRAIN SHOW WILL BE AT THE MOHAVE FAIR COUNTY  
GROUNDS 2600 FAIRGROUND BLVD KINGMAN, AZ 86401



# NMRA / Pacific Southwest Regional Convention

Arizona Division / Flagstaff, Arizona June 7 – 11



**Chartered Steam Train to the  
Grand Canyon  
Saturday, June 10, 2023**

**ONCE IN A LIFETIME OPPORTUNITY!**



- Departs Williams Depot at 8:30 AM
- All Steam to the Canyon--NO Diesel!!
- Photo Run-by on Return Trip
- Train returns to Williams Depot at about 4:45 pm
- You can watch it go by—or be a part of the action to the Canyon!

**Hosted by the Flagstaff Model Railroad Club  
National Model Railroad Association**

Exclusive for NMRA Members and guests

YOU can become a Member for only \$20.00 when you register  
Membership has its privileges--NMRA Magazine and  
You can bring up to 3 adults and 4 youths as your guests!

**Use the Link Below or the QR Code**

Go to Register Now and down to Grand Canyon Railway Excursion  
You Must sign-up before May 21, 2023

**[psrconvention.org](http://psrconvention.org)**





# **Beat the Heat Model Train Show 2023 & Extravaganza**

**Bigger & Better in our new location &  
free parking & shuttle service to the door  
Embry Riddle Aeronautical Univ.**

**3700 Willow Creek Road Prescott, AZ 86301**

**Saturday July 29, 2023 9 am - 1 pm**

**Door Prizes *MUST BE PRESENT TO WIN*  
Cash prizes every half hour & other door prizes**

***Model Trains, Toys, Accessories  
& Display Layouts***

***Adults \$5.00 - Children 12 & under Free***

**Contact: Fred Williams (928) 463-5163**

**Table Reservations, Std. 6' long \$30.00 for the 1st table,  
\$20.00 for extra tables paid in advanced**

**Dealer setup time 7-9 AM NO Early Public Admission**

**The CAMRRC is NOT responsible for lost or stolen items.**

Scan QR code for more info.

**Please Note: face masks recommended, NOT required  
Please visit our web site for more info.**

**[www.CAMRRC.com](http://www.CAMRRC.com)**

